


North Counties Quick Ship



North Counties Quick Ship

Choosing a new entryway is a big decision.

The entry is the focal point of your home. A beautiful entry enhances your home’s architecture and adds curb appeal. It also welcomes friends and family, expresses your style, and can hint at what’s behind the door.

Glass entryways do even more. They let in natural light while providing the level of outdoor visibility and indoor privacy you want. And doorglass adds a myriad of design possibilities to let you personalize your entry.



(top)
Georgetown glass design
Full doorlite GTN-P 2264

(bottom left)
Internal Blinds
Full doorlite 2264

(bottom right)
Astrid glass design
with antique brass caming

Contents

See our new display options on pages 6-7



Architect Collection



- 8 Windsor
- 9 Fontana
- 10 Vintage Craftsman
- 11 Sylvan Park
- 12 Aurora
- 13 Reflections
- 14 Dynasty
- 15 Maya
- 16 Jameston
- 17 Laurel
- 18 Princess



Designer Collection



- 19 Heritage
- 20 Imperial
- 21 Simulated Divided Lite (SDL)
- 22 Craftsman Collection
- 23 Internal Blinds
- 24 Harmony Blinds
- 25 Contoured Grilles Between Glass
- 26 Prairie Grilles Between Glass
- 27 Ventlites
- 28 Clear Glass



Builder Collection



Classic Collection



Which Doorglass Is Right For You?

1. Choose Your Clear Glass

Blinds between glass are ideal for patio and back doors or anywhere you want light and privacy control. They also control heat gain from the sun to keep your house more comfortable. Want to coordinate with your windows? Doorlites with external or internal grilles work in both front and back doors. For a more contemporary look, doorglass without grilles make striking front entries, and they allow an unobstructed view of the outdoor living space when used in the back of the house.

A.



Simulated divided lites (SDLs), which offer the look of traditional multi-paned lights in an energy efficient design, are one of today's most popular options. Choose from Craftsman or Traditional styles to match your architecture.

2. Choose Your Decorative Glass

A. Handcrafted decorative doorglass will set your home apart from others and enhance its curb appeal. Choose the glass design on pages 10-83 that best complements your home's style, finishes, and exterior fixtures. Some things to consider:

Caming:
the metal that holds the textured glass in a decorative glass design.







PatinaBrassPlatinum

Privacy







Low PrivacyHigh Privacy

Textures:



Clear BevelsEatonSteamedDark Amber Soft Wave



Iced GraniteRainglassGraniteIced Granite

See all of our glass textures at www.western-reflections.com

2. Choose Your Design

B.



Architect CollectionDesigner CollectionBuilder Collection



Western Reflections offers a wide range of doorglass shapes and sizes. See what's available in each design on its feature page or on the handy design/size matrix on pages 116-117.

3. Choose Your Frame

We offer a wide array of doorglass frame styles, colors, and materials to meet specific needs.

Standard



1. White

Craftsman



1. White

FEATURE / BENEFIT	STANDARD WHITE	CRAFTSMAN IN WHITE
Frame Material	SolarShield	Solar Shield
Compression seal/no squeeze out		
Designed to reduce scalloping		
Best defense against air/water infiltration		
No screw plugs		
Easy-install screw plugs		
UV Resistant		
High heat tolerant		
Paints without adhesion promoter		
Stainable		
No finishing required		
Meets FL and TX hurricane codes		
Recommended uses	SDL Clear Glass Ext. Grilles GBG	Craftsman Decorative SDL Clear Glass



Digital Display
Our new digital display allows you to display a myriad of doorlite designs in one door. It saves space while making it easier for your customer to select just the right doorglass.



Beautiful displays bring doorlites to life. Our new digital display shows you what light looks like coming through the glass, allows you to display a large selection of glass in the space required for a single door; and it's easy to update. Add a Western Reflections digital display to your showroom and start inspiring your customers.

Newly designed display headers are eye-catching, informative, and easy to add to your existing or new display stands. Each provides a beautiful image and information about the displayed glass and is a perfect complement to the Western Reflections catalog and website.

Windsor

Fontana



WSR-B/P
2210 AT



WSR-B/P
949



WSR-B/P
2236



WSR-B/P
2248



FON-SN
2264



FON-SN
2236



FON-SN
949



FON-SN
2248



WSR-B/P
2264



WSR-B/P
0764



WSR-B/P
0836



WSR-B/P
0848



FON-SN
0836




FON-SN
0764



FON-SN
0848




Privacy Rating



Coming Options



Glass Textures




Privacy Rating



Coming Options



Glass Textures





*Craftsman frame profile



*CFT-P
2215



CFT-P
2236



CFT-P
2210 AT



PRK-P
2238 AT



PRK-P
2248



PRK-P
2264



PRK-P
2210 AT



CFT-P
0836



CFT-P
0764



PRK-P
0836



PRK-P
0764




PRK-P
0848



PRK-P
0764



Privacy Rating



Coming Options



Patina

Glass Textures



Clear Bevels



Eaton



Iced Granite



Rainglass



Privacy Rating



Coming Options



Patina

Glass Textures



Clear Bevels



Dark Amber Soft Wave



Granite



Iced Granite



Steamed



AUR-PL 949



AUR-PL 919



AUR-PL 2236



AUR-PL 2248



RGC-P 2264



RGC-P 2248



RGC-P 2236



AUR-PL 2264



AUR-PL 0764



AUR-PL 0848



AUR-PL 0764






RGC-P 0764



RGC-P 0848



RGC-P 0836





DYN-B/P/PL
2236



DYN-B/P/PL
2236 RT



DYN-B/P/PL
2248



DYN-B/P/PL
2264



MAA-PL
949



MAA-PL
2236



MAA-PL
2248



MAA-PL
2264



DYN-B/P/PL
919



DYN-B/P/PL
949



DYN-B/P/PL
0764



DYN-PL
0848



MAA-PL
0764





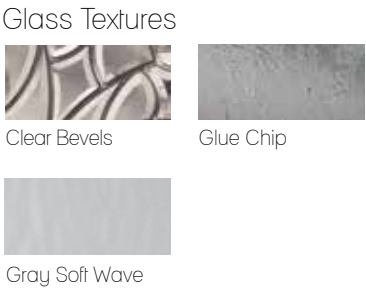

MAA-PL
0836

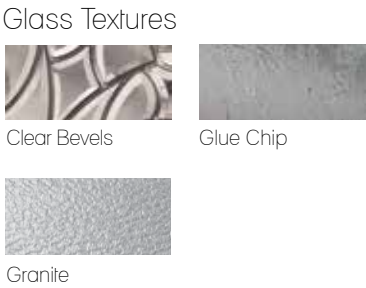

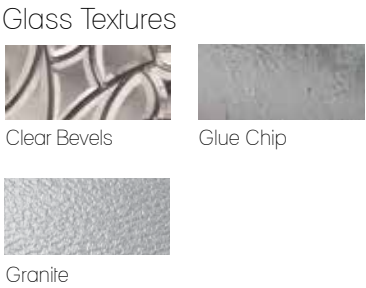


MAA-PL
0848






MAA-PL
0764





Princess

Heritage





IMP-PL 949



IMP-PL 919



IMP-PL 2236



IMP-PL 2264



SDL 2264 8L



SDL 2248 6L



IMP-PL 0764



IMP-PL 0764



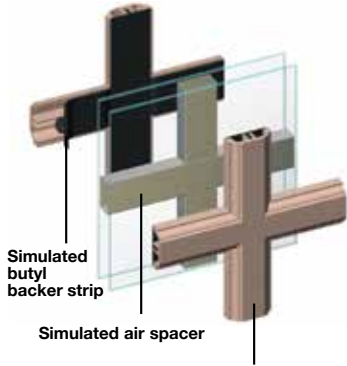
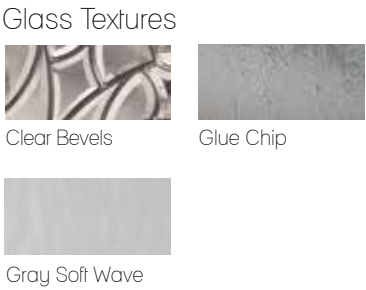

IMP-PL 0836




IMP-PL 0836



SDL 2248 6L



- The look of a true divided lite
- Energy efficiency of a one lite
- Internal spacer
- Backing strips for true wood muntin appearance
- Available in white and stainable oak frames



2215 6L



2215 6L



2248 6L



2264




2215 3L

- Single reduced travel operator for raise, lower and tilt
- Energy efficient Warm-Edge Spacer system
- No dusting
- Safe for Children and Pets
- Privacy Channels for complete privacy



Craftsman doorlites are available in decorative, SDL and 1-lite options. The doorlite and sidelite frame profiles are specific to the Craftsman Collection. Available in white and oak.



Both clavos and domed plugs are included with oak frames. Domed plugs are included with white frames.



7/8" Muntin Bar



Privacy Rating

Clear Open Opaque Closed

Blind Options

White

Glass Textures

Clear

Harmony Blinds



- Blinds and grilles between glass
- Triple-pane insulation offers superior energy performance
- Reduces outside noise intrusion
- Blinds are hidden when fully raised
- Safe for children and pets
- No dusting
- Single reduced travel operator tilts, raises and lowers



9L BLD
2236



15L BLD
2264



2248 12L
CGBG



2236 9L
CGBG



2264 15L
CGBG



0764 5L
CGBG



0848 4L
CGBG



Blind Options



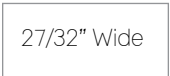
White

Glass Textures



Clear

Grille Options



White Contoured Bar

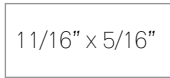


Glass Textures




Clear

Grille Options



White
Contoured Bar



0836 6L
CPIM / PIM



2236 6L
CPIM / PIM



2236 VL
CLEAR GLASS



2236 12L VL
CLEAR GBG
MUNTIN



0836 6L
CPIM / PIM



0764 6L
CPIM / PIM

- Ergonomic latches adjust to 10 positions
- UV resistant Solar Shield frame
- Includes Screen
- 20 year warranty



Flat Grille Options


3/8" x 5/8"
3/8" x 7/8"

White

Glass Textures



Clear



Grille Options

3/8" x 5/8"

White
Contured Bar

Glass Textures



Clear



0806-1L
0806-1L-RN



2206-4L



2236-1L



2236-9L



2236-12L



949-1L



2248-12L



590-5L
590-5L-RN



2210-AT-11L



2264-15L



0848-4L



2248-1L



2238-AT-1L



2236-11L-RT



Grille Options

27/32" Wide	7/8" Wide	5/8" Wide
White Contured Bar	White Craftsman Bar	White Prairie Flat Bar

Glass Textures



Clear



2264-1L



919-1L



0848-1L



0836-1L



0836-3L



0764-1L-RN



0764-5L



261 Commerce Way • Gallatin, TN 37066

LIMITED PRODUCT WARRANTY FOR ENTRANCE COMPONENTS

Warranty Coverage

Subject to the conditions, exclusions and limitations stated herein, Western Reflections, LLC warrants that its entrance components product (Product) is free from defects in material and workmanship that would render the Product unfit for its normal and recommended use.

This warranty applies only to the first purchaser (Customer) of the Product from Western Reflections. This warranty does not extend to the ultimate consumer and this warranty is not intended to be conveyed to the ultimate consumer or to be brought to the ultimate consumer's attention in connection with the sale of any goods of which the product becomes component.

THE DURATION OF THIS WARRANTY BEGINS ON THE DATE OF PURCHASE BY THE CUSTOMER AND EXTENDS FOR THE FOLLOWING PERIODS:

- 1. Twenty years for the insulated glass component of the Product.
- 2. One year for all other components of the product.
- 3. If product is a Western Reflections Solar Shield frame, limited lifetime warranty for all Solar Shield frame components.
- 4. If product is a Ventilating doorlite, twenty years for all components of the product.
- 5. If product is an Internal Blind, twenty years on operation of the Blind, insulated glass seal and the external control mechanism attached to the glass.
- 6. If the product is a Doorglass Shade: ten year warranty on the operation of the shade, the fabric, and the external control mechanisms attached to the glass.
- 7. If the product is a Western Reflections Hurricane Doorglass unit: a twenty-year warranty for the insulated glass seal, and operation of the blind and external controls.
- 8. If the product is a Wrought Iron external grille, there is a twenty-year glass seal and a five-year finish warranty.
- 9. If the product is a WR TriSys® Frame System, lifetime limited warranty.

Exclusions From Coverage

This warranty does not cover:

- 1. Defects or damages arising out of shipment by common carriers, private transportation or other means of transportation.
- 2. Defects or damages to products arising out of improper handling, cleaning or maintenance, defective or improper glazing, installation or finishing, (including glazing installation or finishing not in accordance with Western Reflections' instructions), accident, act of God, intentional human acts, misuse, abuse, or any circumstances beyond the control of Western Reflections.
- 3. Product installed in or submitted to high heat conditions, high moisture conditions, high vibration, or extreme temperature changes.
- 4. Product installed in sloped glazing.
- 5. Product containing plastic components installed in high heat conditions, such as behind a storm door, or painted a dark color.

- 6. Products subjected to stress resulting from localized application of heat, movement of building and/or building components, or expansion or contraction of framing members.
- 7. Labor, shipping or other charges incurred or claimed by the Customer.
- 8. Accessories manufactured by persons other than Western Reflections.
- 9. Product manufactured prior to January 2000.
- 10. Normal wear and tear to product.

Inspection and Discovery of Defect

It is the Customer's responsibility to inspect the Product immediately upon receipt of shipment. If a defect covered under this warranty is discovered upon such inspection, then the Customer must follow the Warranty Claim Procedures set forth below.

Western Reflections shall have no obligation under this warranty with respect to any defect reasonably discoverable upon immediate inspection after the Product has been installed (or otherwise used.) If a defect occurs after receipt of shipment within the warranty period, then the Customer must also follow the Warranty Claim Procedures set forth below.

Warranty Claim Procedures

The customer must adhere to the following procedure in order to make a claim under this warranty:

- 1. The customer must present a written claim to Western Reflections LLC, 261 Commerce Way, Gallatin, TN 37066, within 30 days after discovering a defect. For the Solar Shield Frame component Western Reflections must receive this written claim within the Products' lifetime. For the insulated glass component, an Internal Blind Insulated Unit or Mechanism, or Ventilating doorlite, Western Reflections must receive this written claim within the twenty-year warranty period. For all other components of the Product, Western Reflections must receive this claim within the one-year warranty period.
- 2. The Customer must use reasonable diligence to include in the written claim all of the following:
 - a. Adequate description of the claim defect(s).
 - b. Identification of Product design or pattern.
 - c. Exact Product size.
 - d. Date Product was manufactured (this date is permanently stamped inside the sealed glass on the aluminum tubular spacer).
 - e. Date of the Customer' purchase, the place of purchase, the purchase price and the date of delivery to the Customer.
- 3. The Customer must, if requested by Western Reflections, permit Western Reflections or it's representative to inspect the Product.

Remedies

After receiving a valid claim, Western Reflections will, at its option, either (A) repair the Product, or (B) provide a replacement Product (or part, as appropriate) of like kind and design.

Replacement of the insulated glass component, an Internal Blind Insulated Unit or Mechanism

component of the Product will result in the following charge to the Customer based on the percentage of Western Reflections' then current wholesale price for a comparable Product.

Period After Purchase (years)	Amount of Charge to Customer
0-5	None
6	20%
7	30%
8	40%
9	50%
10	60%
11-15	70%
15-20	80%

If Western Reflections elects to provide a replacement Product, the limited warranty on the replacement Products will last for the balance of the warranty on the original Product. If the Customer fails to provide satisfactory proof of the date of purchase, the date of manufacture shall be used instead.

Western Reflections liability under this warranty is limited to (A) or (B) above and Western Reflections will in no event be responsible for shipping, labor, removal of original Product, installation of Product, expenses, or other charges, costs or claims incurred by the Customer.

Disclaimer Of Warranty

WESTERN REFLECTIONS MAKES NO IMPLIED WARRANTY INCLUDING A WARRANTY OF MERCHANTABILITY OR FITNESS FOR A PARTICULAR PURPOSE, WITH RESPECT TO THE PRODUCT (OR ANY REPLACEMENT) AND WESTERN REFLECTIONS MAKES NO OTHER WARRANTIES, EXPRESSED OR IMPLIED, STATUTORY OR OTHERWISE, WITH RESPECT TO THE PRODUCT (OR ANY REPLACEMENT), EXCEPT TO THE EXTENT PROVIDED HEREIN.

Limitation of Remedies

THE REMEDIES SET FORTH ABOVE ARE THE CUSTOMER'S EXCLUSIVE REMEDIES FOR BREACH OF WARRANTY OR NEGLIGENCE. IN NO CASE SHALL WESTERN REFLECTIONS BE LIABLE TO THE CUSTOMER OR ANY OTHER PERSON FOR ANY GENERAL, INCIDENTAL OR CONSEQUENTIAL DAMAGES.

Unless modified in a later writing signed by both Western Reflections and the customer, this warranty is the complete and exclusive warranty related to the product and it supersedes all earlier agreements and other communications relating to the Product. No employee of Western Reflections or other party is authorized to make any warranty in addition to this warranty. Invalidation of any one or more of the provisions of this warranty shall not invalidate or affect one of the other provisions.

This warranty is not transferable.
Effective November 2009
Rev. 11/11

NORTH COUNTIES SUPPLY
EXTERIOR DOOR QUOTE/ORDER FORM
FAX# 315-659-2455



DATE: / / COMPANY NAME _____

☐ QUOTE OR ☐ ORDER/ PO# _____

DOOR UNIT: ☐ DOOR ONLY ☐ SINGLE DOOR ☐ DOUBLE DOOR
☐ DOOR 1 SIDELIGHT / HINGE OR LOCK SIDE
☐ DOOR 2 SIDELIGHTS
☐ TRANSOM APPLIED TO ANY UNIT (SPECIFY IN ADDITIONAL NOTES)

DOOR STYLE: ☐ PAINTED WHITE STEEL ☐ SMOOTH FIBERGLASS ☐ TEXTURED FIBERGLASS

DOOR SIZE: ☐ 2-6 ☐ 2-8 ☐ 2-10 ☐ 3-0 ☐ 3-6 ☐ 5-0 ☐ 5-4 ☐ 6-0

SIDELIGHT SIZE: ☐ 12” ☐ 14”

GLASS NAME: _____ GLASS CAMING COLOR: _____ GRIDS: INTERNAL OR EXTERNAL

DOOR GLASS SIZE: _____ SIDELIGHT GLASS SIZE: _____

DOOR JAMB SIZE: ☐ 4 9/16 ☐ 6 9/16 ☐ OTHER _____

DOOR JAMB: ☐ PRIMED WOOD ☐ WHITE CAP COMPOSITE ☐ STAINABLE COMPOSITE ☐ PINE

DOOR SWING: ☐ IN-SWING ☐ OUT-SWING

DOOR HANDING: ☐ LEFT HAND ☐ RIGHT HAND *(PULLING DOOR TOWARDS YOU)*

DOUBLE DOOR HANDING: ☐ LEFT DOOR ACTIVE ☐ RIGHT DOOR ACTIVE
FROM *INSIDE* FROM *INSIDE*

BRICKMOLD: ☐ YES ☐ NO

SILL OPTION: ☐ ALUMINUM ☐ OAK ADJUSTABLE ☐ BRONZE ☐ HANDICAP

HINGE COLOR: ☐ SATIN BRASS ☐ SATIN NICKEL ☐ OIL RUBBED BRONZE

DEADBOLT: ☐ YES ☐ NO

WEATHERSTRIP: ☐ BRONZE COMPRESSION ☐ BEIGE MAGNETIC

SILL PAN: ☐ YES ☐ NO

DOOR VIEWER: ☐ YES ☐ NO BRASS/SATIN NICKEL/BRONZE

PAINT COLOR: _____ ☐ BOTH SIDES ☐ INTERIOR ONLY ☐ EXTERIOR

STAIN COLOR: _____ ☐ BOTH SIDES ☐ INTERIOR ONLY ☐ EXTERIOR

ADDITION NOTES: _____



North Counties Quick Ship



WESTERN
Reflections

261 Commerce Way
Gallatin, TN 37066 USA

800.507.8302 toll-free
615.451.9700 phone
615.230.4301 fax

Western-Reflections.com



Western Reflections glass
can be used in doors to meet
ENERGY STAR® criteria



WR-JULY 2016
© Western Reflections 2016