



# NORTH COUNTIES SUPPLY CO., INC.

MILLWORK DIVISION

TOLL FREE: (800)-721-3739

OFFICE: 315-642-3401


FAX: 315-642-5052





## STOCK EXTERIOR ORDER FORM

Wood Edge


Metal Edge

D1	4-9/16"	6-9/16"
	2' 8" <b>LHIS</b> _____	2' 8" <b>LHIS</b> _____
	2' 8" RHIS _____	2' 8" RHIS _____
	3' 0" <b>LHIS</b> _____	3' 0" <b>LHIS</b> _____
	3' 0" RHIS _____	3' 0" RHIS _____


K1	4-9/16"	6-9/16"
	2' 8" <b>LHIS</b> _____	2' 8" <b>LHIS</b> _____
	2' 8" RHIS _____	2' 8" RHIS _____
	3' 0" <b>LHIS</b> _____	3' 0" <b>LHIS</b> _____
	3' 0" RHIS _____	3' 0" RHIS _____


K4	4-9/16"	6-9/16"
	2' 8" <b>LHIS</b> _____	2' 8" <b>LHIS</b> _____
	2' 8" RHIS _____	2' 8" RHIS _____
	3' 0" <b>LHIS</b> _____	3' 0" <b>LHIS</b> _____
	3' 0" RHIS _____	3' 0" RHIS _____


**\* EXTERNAL GRILLE**

K4I	4-9/16"	6-9/16"
	2' 8" <b>LHIS</b> _____	2' 8" <b>LHIS</b> _____
	2' 8" RHIS _____	2' 8" RHIS _____
	3' 0" <b>LHIS</b> _____	3' 0" <b>LHIS</b> _____
	3' 0" RHIS _____	3' 0" RHIS _____


**\* INTERNAL GRILLE**


K10	4-9/16"	6-9/16"
	2' 8" <b>LHIS</b> _____	2' 8" <b>LHIS</b> _____
	2' 8" RHIS _____	2' 8" RHIS _____
	3' 0" <b>LHIS</b> _____	3' 0" <b>LHIS</b> _____
	3' 0" RHIS _____	3' 0" RHIS _____

K10MB	4-9/16"	6-9/16"
	2' 8" <b>LHIS</b> _____	2' 8" <b>LHIS</b> _____
	2' 8" RHIS _____	2' 8" RHIS _____
	3' 0" <b>LHIS</b> _____	3' 0" <b>LHIS</b> _____
	3' 0" RHIS _____	3' 0" RHIS _____

K10OB	4-9/16"	6-9/16"
	2' 8" <b>LHIS</b> _____	2' 8" <b>LHIS</b> _____
	2' 8" RHIS _____	2' 8" RHIS _____
	3' 0" <b>LHIS</b> _____	3' 0" <b>LHIS</b> _____
	3' 0" RHIS _____	3' 0" RHIS _____

**\*OBSCURED**

K18V1/1	4-9/16"	6-9/16"
	2' 8" <b>LHIS</b> _____	2' 8" <b>LHIS</b> _____
	2' 8" RHIS _____	2' 8" RHIS _____
	3' 0" <b>LHIS</b> _____	3' 0" <b>LHIS</b> _____
	3' 0" RHIS _____	3' 0" RHIS _____

PRAIRIE 22 X36	4-9/16"	6-9/16"
	2' 8" <b>LHIS</b> _____	2' 8" <b>LHIS</b> _____
	2' 8" RHIS _____	2' 8" RHIS _____
	3' 0" <b>LHIS</b> _____	3' 0" <b>LHIS</b> _____
	3' 0" RHIS _____	3' 0" RHIS _____

**\* INTERNAL GRILLE**

OPTIONS		ADD (NET)
DOOR VIEWER INSTALLED	<input type="checkbox"/> YES	31100E
DEADBOLT BORE	<input type="checkbox"/> YES	2300E
OUTSWING	<input type="checkbox"/> YES	91600E
HANDICAP	<input type="checkbox"/> YES 4-9/16"	52000E
	<input type="checkbox"/> YES 6-9/16"	93000E
OAK ADJUSTABLE SILL	<input type="checkbox"/> YES	21000E
MAGNETIC WEATHERSTRIP	<input type="checkbox"/> YES	91200E
JAMB & BRICKMOLD	<input type="checkbox"/> PFJ 6-9/16"	32500E
	<input type="checkbox"/> PVC SM CAP 4-9/16"	65000E
	<input type="checkbox"/> 6-9/16"	98000E
	<input type="checkbox"/> TEXT FIBERGLASS 4-9/16"	66000E
	<input type="checkbox"/> 6-9/16"	99000E
SELF CLOSING HINGE	<input type="checkbox"/> YES	51200E
HINGE	<input type="checkbox"/> BRONZE <input type="checkbox"/> SATIN NICKEL	5300E

STANDARD DOOR UNIT:

24 GAUGE STEEL DOOR ~ 4-9/16" PRIMED FINGER JOINT FRAME ~  
 BRONZE COMPRESSION WEATHERSTRIP & BOTTOM SWEEP ~  
 FIXED ALUMINUM SILL ~ 4" INSWING ZINC DICHROMATE HINGES

### SPECIAL INSTRUCTIONS

DEALER \_\_\_\_\_

PO# \_\_\_\_\_